



NP 100-12 12V100AH

GEL deep cycle battery

Gel deep cycle battery

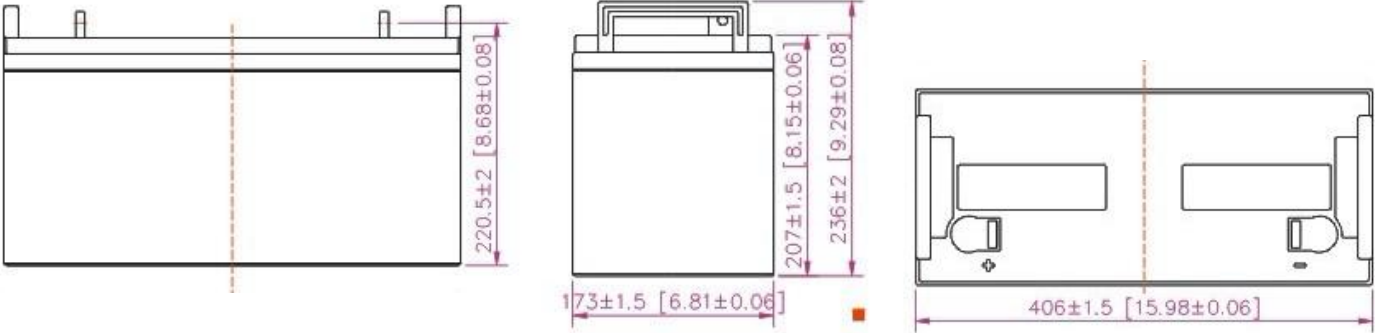
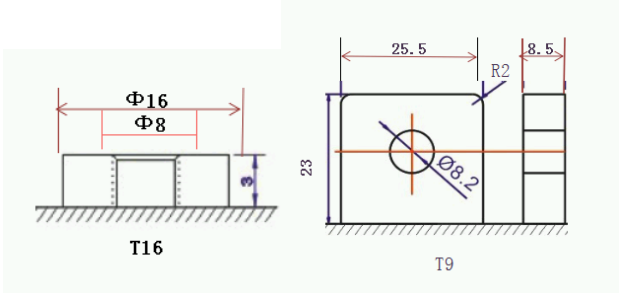
- completely sealed and maintenance-free, low self-discharge
- 100% precise quality testing, stable quality and high reliable performance
- Unique grid alloy formula and updated manufacturing technique
- Floating & standby use: up to 8 years
- Cycle use 1: More than 350 cycles at 100% DOD
- Cycle use 2: More than 2200 cycles at 30% DOD

Application:

- Telecommunications
- UPS/EPS
- DC Power Supply
- Solar system
- Wind Power System
- Auto Control System

Construction:

- ComponentRaw material
- PositiveLead dioxide
- NegativeLead
- ContainerABS
- CoverABS
- SealantEpoxy
- Safety valveRubber
- TerminalCopper/Pb
- SeparatorFiber glass
- ElectrolyteSulfuric acid



Specification:

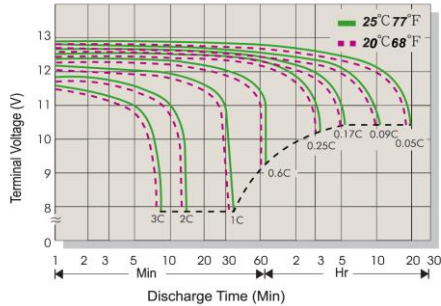
Battery Model	NP 100-12 12V100AH			
Designer Floating Life	Up to 8 Years			
Capacity (25°C)	20HR(5.0A,10.50V)	10HR(9.5A,10.80V)	1HR(55A,9.6V)	0.25h(117A,9.6V)
	100AH	95AH	55.0AH	29.25AH
Dimensions	Length	Width	Height	Total Height
	406mm (15.98inch)	173mm (6.8inch)	207mm (8.15inch)	236mm (9.29inch)
Approx. Weight	32.0Kg (70.5 lbs)			
Internal Resistance	Full charged at 25°C: ≤3.5mΩ			
Self Discharge	2% of capacity declined per month at (25°C)			
Capacity Affected by Temp.(10HR)	40°C	25°C	0°C	-15°C
	102%	100%	85%	65%
Charge Voltage(25°C)	Cycle use		Float use	
	14.4-15.0V(-18mV/°C), max. Current: 30.0A		13.5-13.8V (-18mV/°C)	



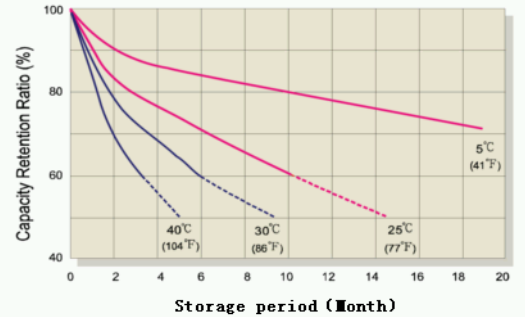
NP 100-12

12V100AH

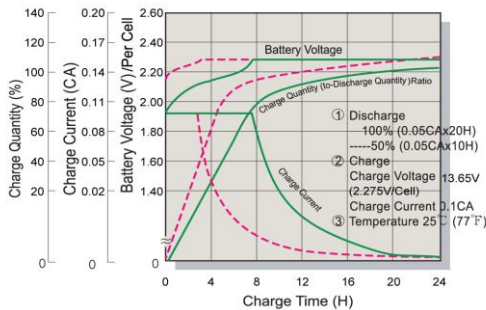
Terminal Voltage (V) and Discharge Time



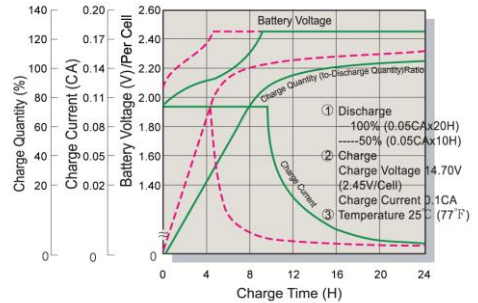
Capacity Retention Characteristic



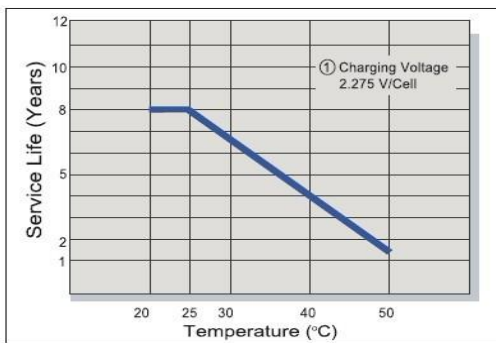
Battery Voltage and Charge Time for Standby Use



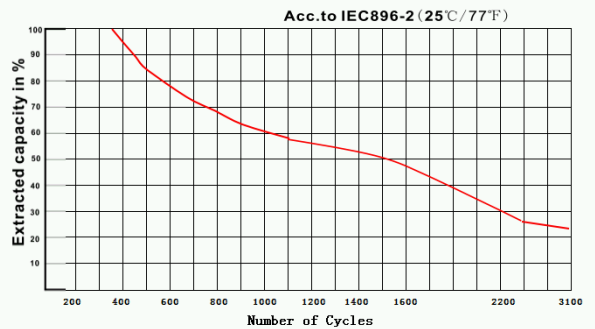
Battery Voltage and Charge Time for Cycle Use



Tickle(or



Cycle Service Life



Constant Current Discharge(CC,Unit:A) at 25°C(77°F)

F.V/Time	5Min	10Min	15Min	27Min	1Hr	2Hr	3Hr	4Hr	5Hr	8Hr	10Hr	20Hr
1.80V/Cell	259.0	205.0	114	97.5	53.4	34.50	24.2	20.80	16.30	11.92	9.50	5.00
1.75V/Cell	266.0	224.0	115	98.5	54.2	36.80	24.5	21.30	16.60	12.12	10.0	5.00
1.70V/Cell	284.0	230.0	116.	99.5	54.7	37.10	25.0	21.30	16.60	12.20	10.2	5.10
1.60V/Cell	318.0	242.0	117	100	55.0	37.60	25.5	21.80	17.10	12.42	10.3	5.20

Constant Power Discharge (CP,Unit:W) at 25°C(77°F)

F.V/Time	5Min	10Min	15Min	27Min	1Hr	2Hr	3Hr	4Hr	5Hr	8Hr	10Hr	20Hr
1.80V/Cell	492.1	389.5	204	174	94.4	65.6	42.1	39.5	31.0	22.6	19.0	9.5
1.75V/Cell	505.4	425.6	206	177	96.5	69.9	43.0	40.5	31.5	23.0	19.2	9.9
1.70V/Cell	539.6	437.0	208	179	97.8	70.5	45.0	40.5	31.5	23.2	19.4	10.1
1.60V/Cell	604.2	459.8	210	180	99.8	71.4	46.5	41.4	32.5	23.6	19.8	10.5